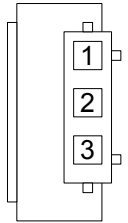


Nissan SR20 - 3Wire




- 1. GND
- 2. SIG
- 3. +5V

Mazda RX7 S6



- 1. GND
- 2. N/C
- 3. +5V
- 4. SIG

Ford V8



- 1. GND
- 2. SIG
- 3. +5V

Honda

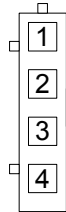
- Yellow +5V
- Red SIG
- Green GND

Toyota 4AGE – Late Model



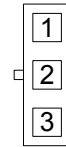
- 1. +5V
- 2. SIG
- 3. N/C
- 4. GND

Mazda 20B



- 1. +5V
- 2. SIG
- 3. GND
- 4. N/C

Chev V8

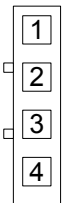


- 1. GND
- 2. SIG
- 3. +5V

Mitsubishi

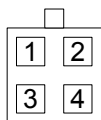
- Green/Red +5V
- Green/White SIG
- Green/Black GND

Subaru EJ Series



- 1. N/C
- 2. +5V
- 3. GND
- 4. SIG

Mazda 4CYL



- 1. GND
- 2. N/C
- 3. SIG
- 4. +5V

Nissan SR20 – 6 Wire

- Red +5V
- White SIG
- Black GND
- Blue N/C
- Yellow N/C
- Green N/C

Mazda S4 + S5

- Orange +5V
- Green/Red SIG
- Black/Red GND

ALL DIAGRAMS LOOKING INTO SENSORS

