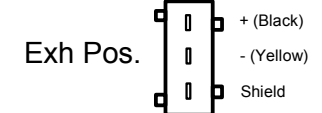
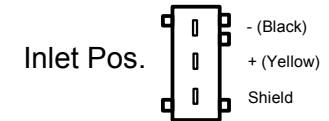
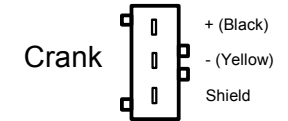
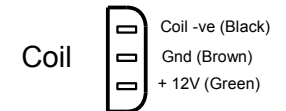


Wiring information obtained from 1999 Z3 M SPORT S50 B32. Wire colours and connector pin-outs may vary between models.

Component Pin-outs

Viewed looking into parts connectors (not wire-side connector)



Notes:

- This diagram is intended to be used with the BMW Dual VANOS base map (distributed with PCLink).
- **Factory VANOS solenoid connectors MUST be replaced with aftermarket connectors** (factory connectors contain electronic components).
- Inlet and Exhaust cam position sensors are wired with opposite polarity (this is not a mistake!).
- Refer to Diagram G03 for ECU power and ground wiring.
- More than one main power relay may be required to feed solenoids/injectors, ignition etc...
- An aftermarket igniter is required.
- Fit one suppressor to coil positive.